

Darwin the Collector

Activity 1: Create a 3D herbarium specimen

www.darwinproject.ac.uk/learning/7-11/darwin-the-collector

Suggested preparation

Presentation: A voyage around the garden: Charles Darwin the Collector

Ask the expert film: Collecting and conserving Darwin's plants

Christine Bartram from Cambridge University's Herbarium discusses Darwin's plant collections from the Beagle voyage.

How long will activity take?


- 90 mins

What do I need?

- Collecting bags
- Coloured pens/ pencils
- Notepad/Paper
- Sticky labels
- Shoe boxes (1 per pupil)
- Clear sticky tape

Darwin sent back hundreds of plant specimens as herbarium sheets from the Beagle voyage, so that the rare plants that he had found could be studied and better understood.

Learn how to make your own 3D herbarium with a plant that you think could be worth studying.



What do I do?

1) Go into park/ school grounds. Take paper, pen and a collecting bag (1 per person).

2) Look out for an interesting part of a plant that has fallen onto to the ground. Choose a leaf, flower, stem or seed.

3) Write down where the specimen was found and draw a small map, so that others may find the spot. Was it dry, weedy, damp, sunny, shady? What was nearby? Is there anything special or unusual about this specimen?

4) On your way back to the classroom, think about how Darwin would transport plants and animals via ship back to England.

5) Back in the classroom; create a 3D herbarium box: stick your map to the back of your box, then fix your plant specimen in the box.

6) Add a sticky label with as much information you can find out about the plant such as:


- where it lives
- what conditions it was growing in
- what do the leaves/flowers or seeds look like

Then give it a name if you don't know it.

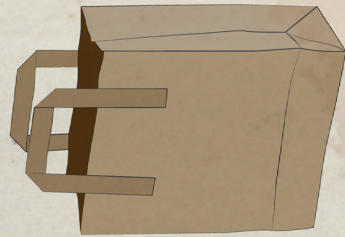
7) Add your name as the plant collector and put the date when you found the plant.




What will I need?



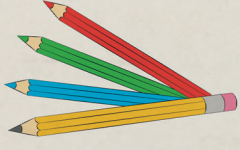
Plant Specimen




Bag



Notepad



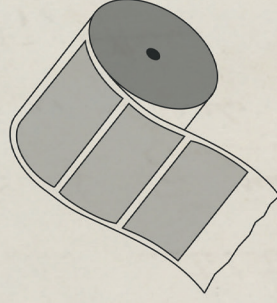
Pencils



Old Shoebox



Tape



Sticky labels

